

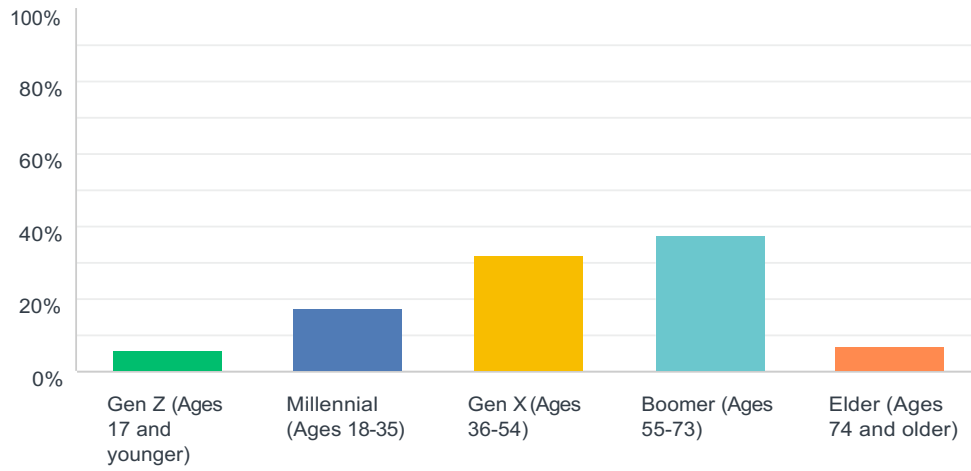
# NEXT STEPS SURVEY

Summary Data  
May, 2019



## Q1 I identify with the following age group:

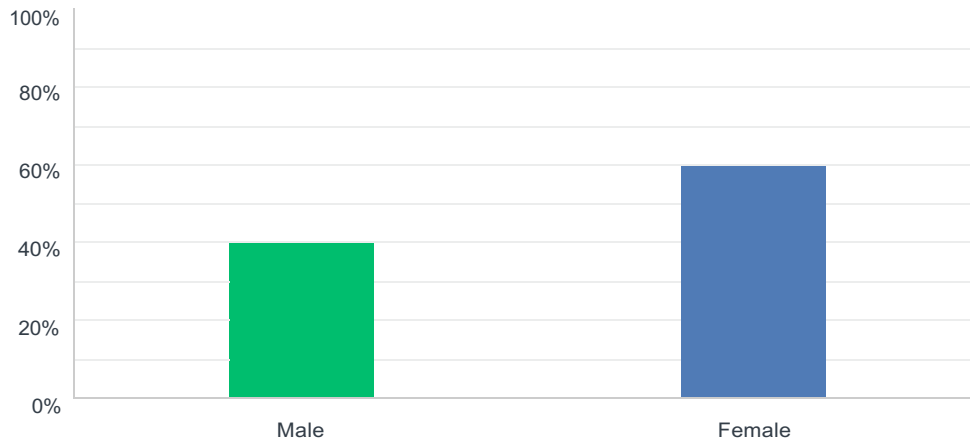
Answered: 160 Skipped: 1



ANSWER CHOICES	RESPONSES	
Gen Z (Ages 17 and younger)	6.25%	10
Millennial (Ages 18-35)	17.50%	28
Gen X (Ages 36-54)	31.87%	51
Boomer (Ages 55-73)	37.50%	60
Elder (Ages 74 and older)	6.88%	11
<b>TOTAL</b>		<b>160</b>

## Q2 Gender:

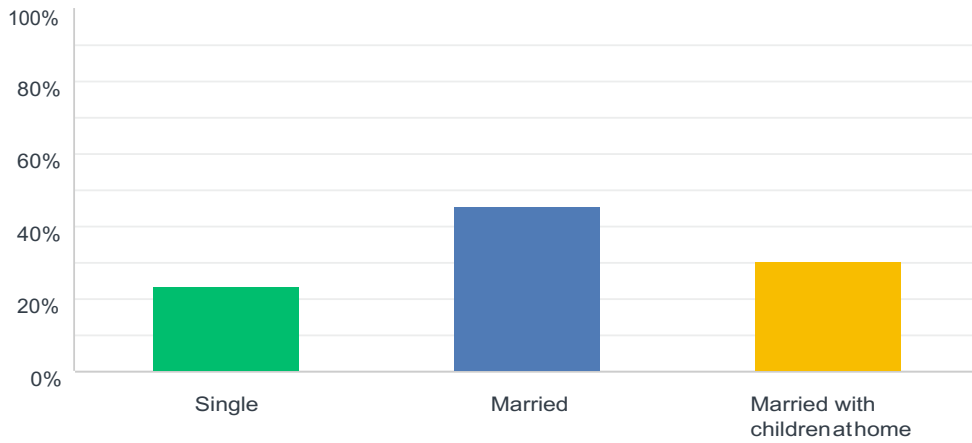
Answered: 159 Skipped: 2



ANSWER CHOICES	RESPONSES	
Male	40.88%	65
Female	59.12%	94
TOTAL		159

### Q3 My current season of life is:

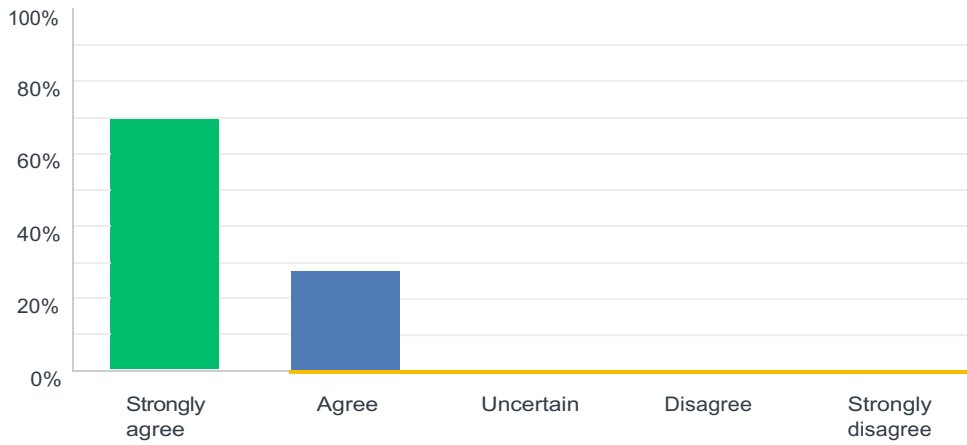
Answered: 160 Skipped: 1



ANSWER CHOICES	RESPONSES	
Single	23.75%	38
Married	45.63%	73
Married with children at home	30.63%	49
TOTAL		160

### Q4 I have a good understanding of the mission of Grace Baptist Church.

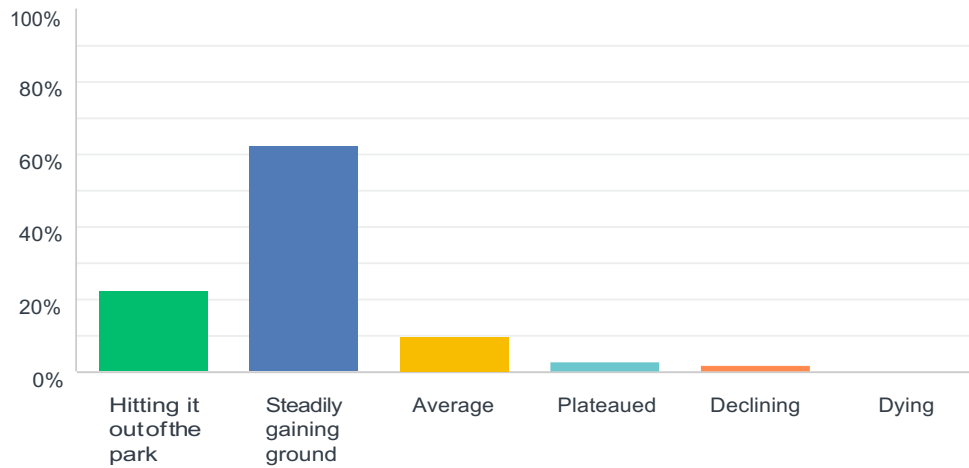
Answered: 161 Skipped: 0



ANSWER CHOICES	RESPONSES	
Strongly agree	70.19%	113
Agree	27.95%	45
Uncertain	1.24%	2
Disagree	0.62%	1
Strongly disagree	0.00%	0
<b>TOTAL</b>		<b>161</b>

## Q5 How well is Grace accomplishing its mission to make more and better followers of Jesus?

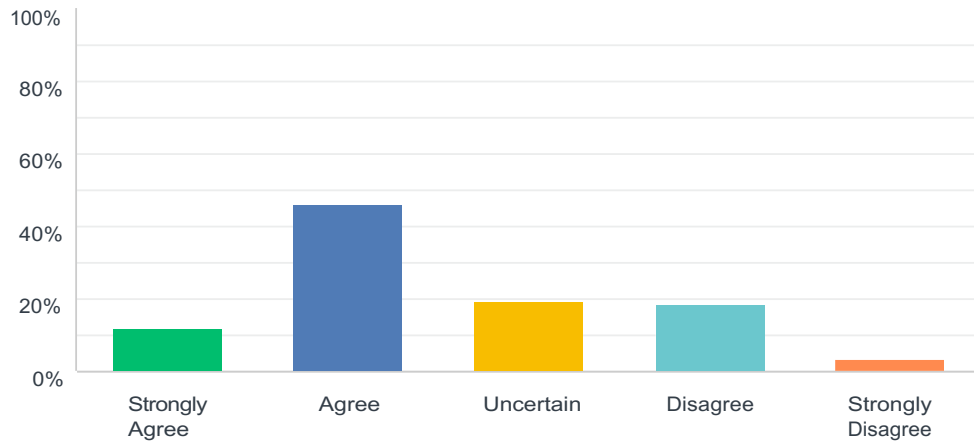
Answered: 159 Skipped: 2



ANSWER CHOICES	RESPONSES	
Hitting it out of the park	22.64%	36
Steadily gaining ground	62.26%	99
Average	10.06%	16
Plateaued	3.14%	5
Declining	1.89%	3
Dying	0.00%	0
<b>TOTAL</b>		<b>159</b>

## Q6 I regularly invite friends and family members to Grace.

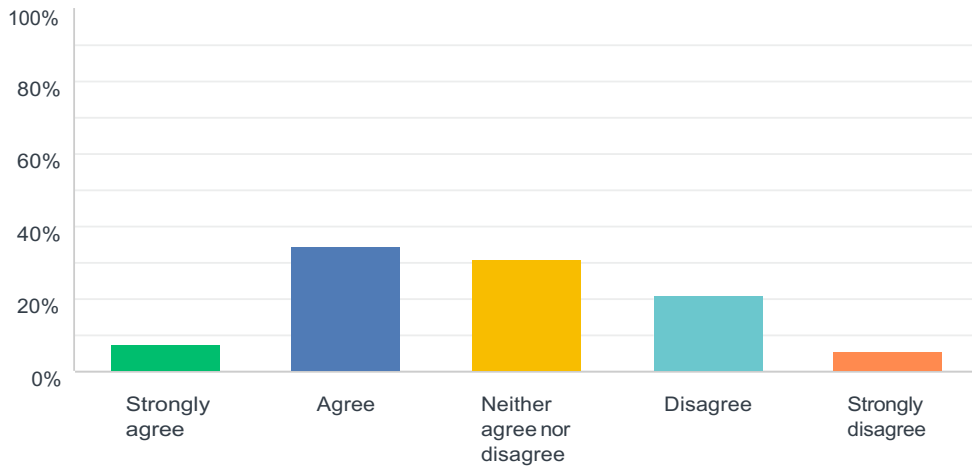
Answered: 160 Skipped: 1



ANSWER CHOICES	RESPONSES	
Strongly Agree	11.88%	19
Agree	46.25%	74
Uncertain	19.38%	31
Disagree	18.75%	30
Strongly Disagree	3.75%	6
<b>TOTAL</b>		<b>160</b>

### Q7 I'm satisfied with the level of community outreach our church is doing.

Answered: 160 Skipped: 1

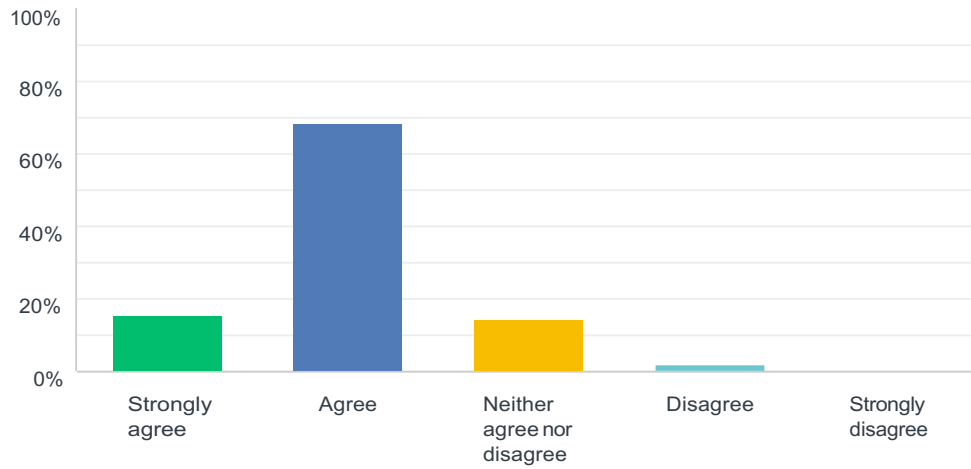


ANSWER CHOICES	RESPONSES	
Strongly agree	7.50%	12
Agree	34.38%	55
Neither agree nor disagree	31.25%	50
Disagree	21.25%	34
Strongly disagree	5.63%	9
<b>TOTAL</b>		<b>160</b>



### Q8 I feel equipped to share the Gospel with others.

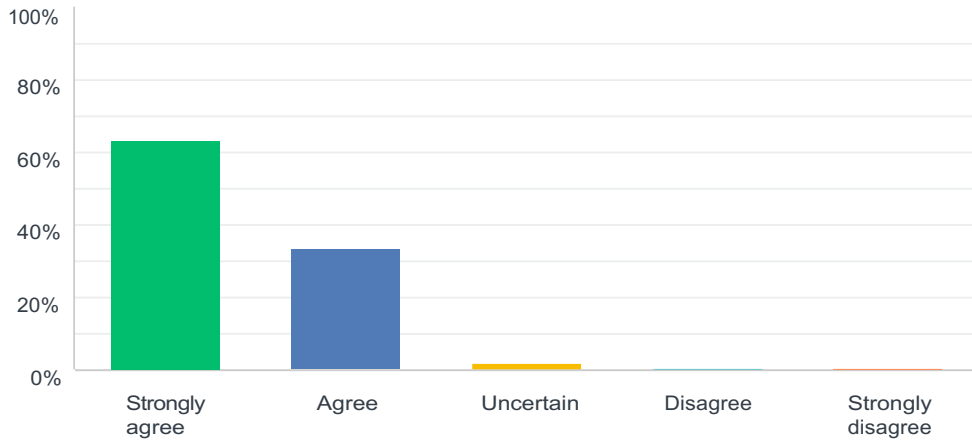
Answered: 161 Skipped: 0



ANSWER CHOICES	RESPONSES	
Strongly agree	15.53%	25
Agree	68.32%	110
Neither agree nor disagree	14.29%	23
Disagree	1.86%	3
Strongly disagree	0.00%	0
<b>TOTAL</b>		<b>161</b>

### Q9 The following ministries effectively fulfill our mission of making more and better followers of Jesus: Sunday Morning Service

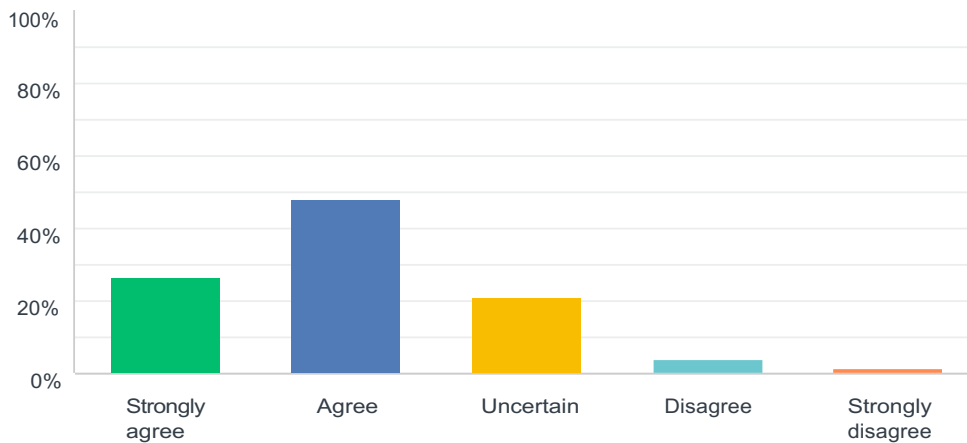
Answered: 158 Skipped: 3



ANSWER CHOICES	RESPONSES	
Strongly agree	63.29%	100
Agree	33.54%	53
Uncertain	1.90%	3
Disagree	0.63%	1
Strongly disagree	0.63%	1
<b>TOTAL</b>		<b>158</b>

## Q10 Adult Bible Fellowships (ABF Groups)

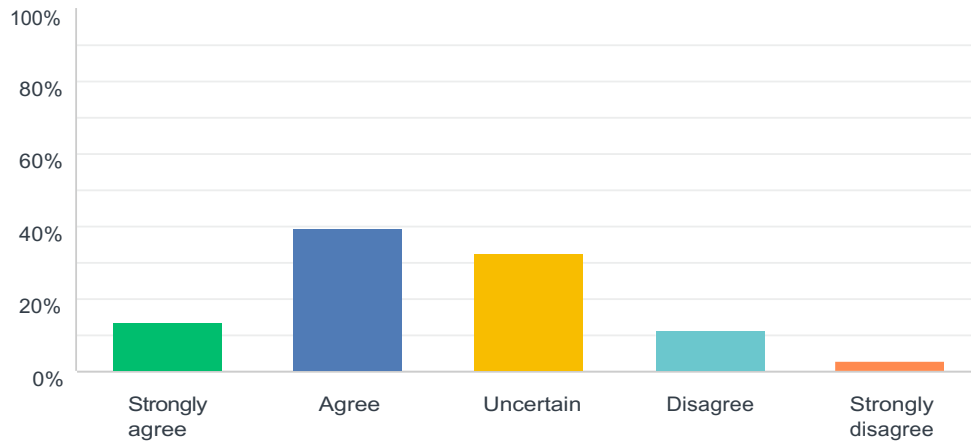
Answered: 159 Skipped: 2



ANSWER CHOICES	RESPONSES	
Strongly agree	26.42%	42
Agree	47.80%	76
Uncertain	20.75%	33
Disagree	3.77%	6
Strongly disagree	1.26%	2
<b>TOTAL</b>		<b>159</b>

# Q11 Sunday Evening Service

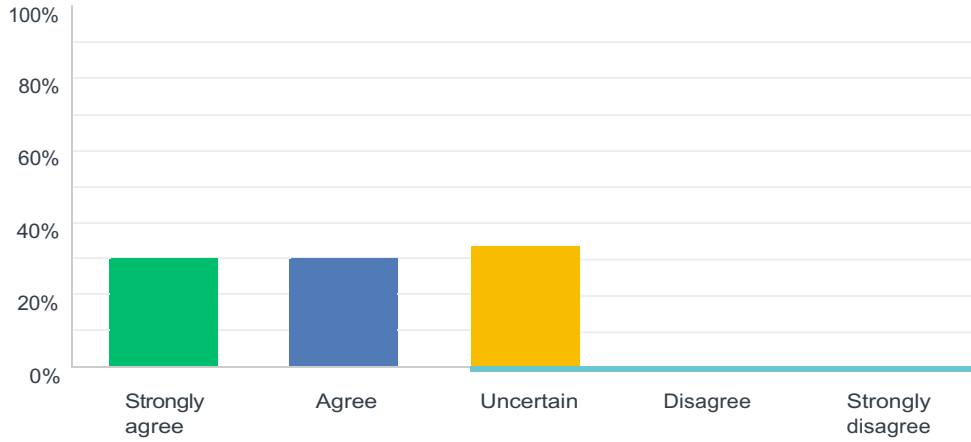
Answered: 155 Skipped: 6



ANSWER CHOICES	RESPONSES	
Strongly agree	13.55%	21
Agree	39.35%	61
Uncertain	32.26%	50
Disagree	11.61%	18
Strongly disagree	3.23%	5
<b>TOTAL</b>		<b>155</b>

## Q12 Counseling Ministries

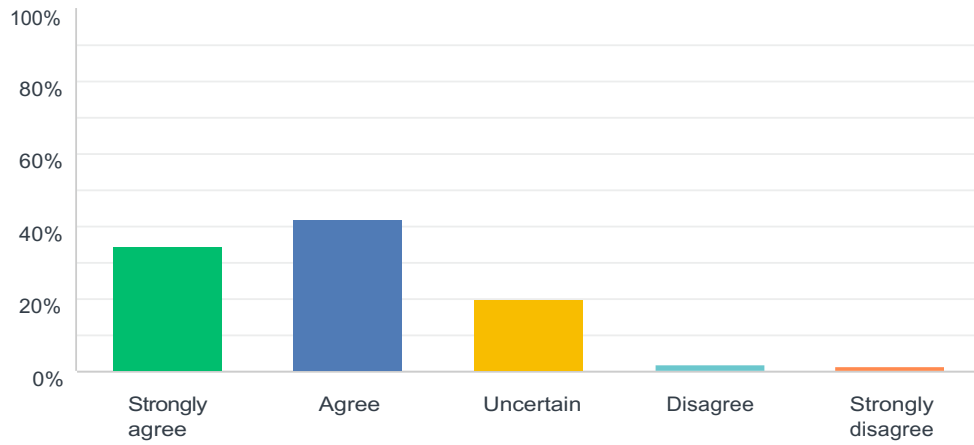
Answered: 153 Skipped: 8



ANSWER CHOICES	RESPONSES	
Strongly agree	31.37%	48
Agree	30.07%	46
Uncertain	33.99%	52
Disagree	3.27%	5
Strongly disagree	1.31%	2
<b>TOTAL</b>		<b>153</b>

### Q13 Children's Ministry

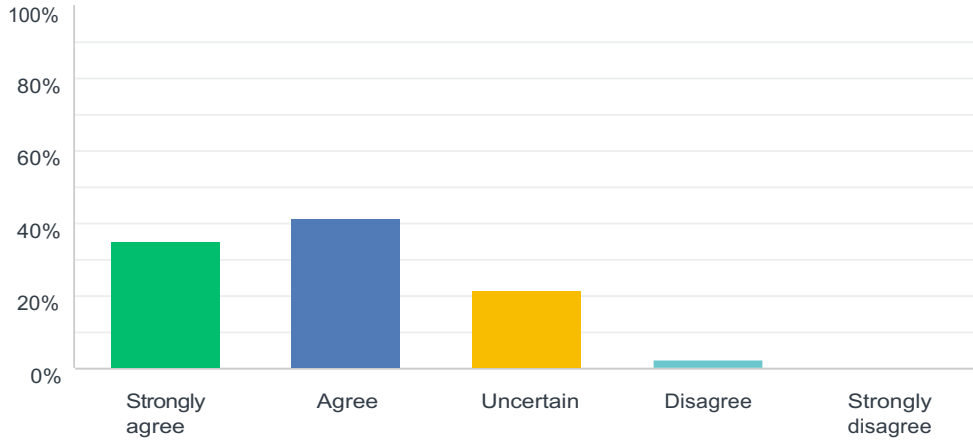
Answered: 154 Skipped: 7



ANSWER CHOICES	RESPONSES	
Strongly agree	34.42%	53
Agree	42.21%	65
Uncertain	20.13%	31
Disagree	1.95%	3
Strongly disagree	1.30%	2
<b>TOTAL</b>		<b>154</b>

# Q14 Youth Ministry

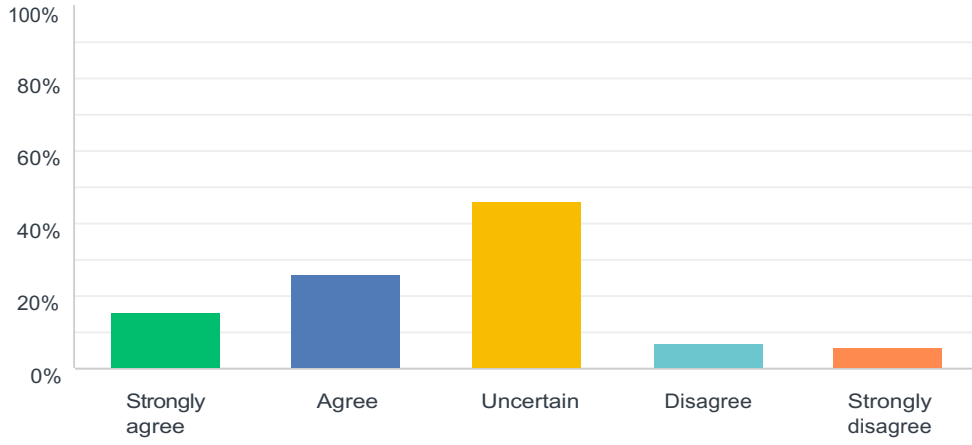
Answered: 155 Skipped: 6



ANSWER CHOICES	RESPONSES	
Strongly agree	34.84%	54
Agree	41.29%	64
Uncertain	21.29%	33
Disagree	2.58%	4
Strongly disagree	0.00%	0
<b>TOTAL</b>		<b>155</b>

# Q15 Young Adult Ministry

Answered: 155 Skipped: 6

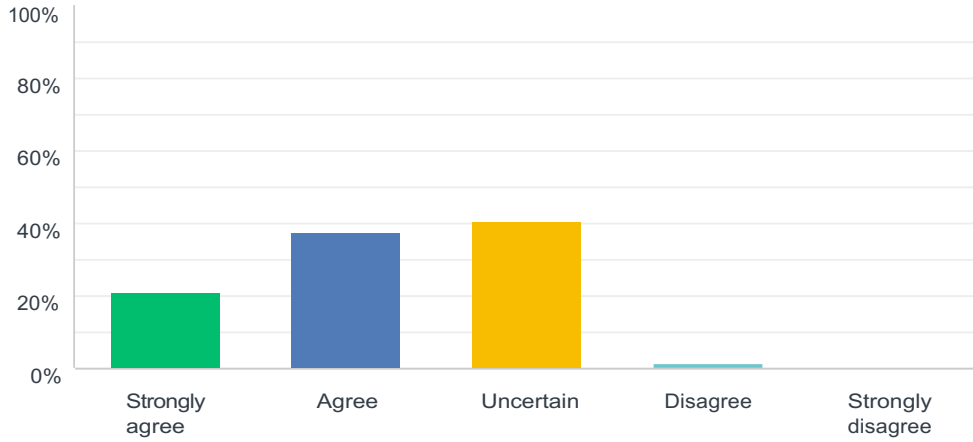


ANSWER CHOICES	RESPONSES	
Strongly agree	15.48%	24
Agree	25.81%	40
Uncertain	45.81%	71
Disagree	7.10%	11
Strongly disagree	5.81%	9
<b>TOTAL</b>		<b>155</b>



# Q16 Ladies' Bible Study

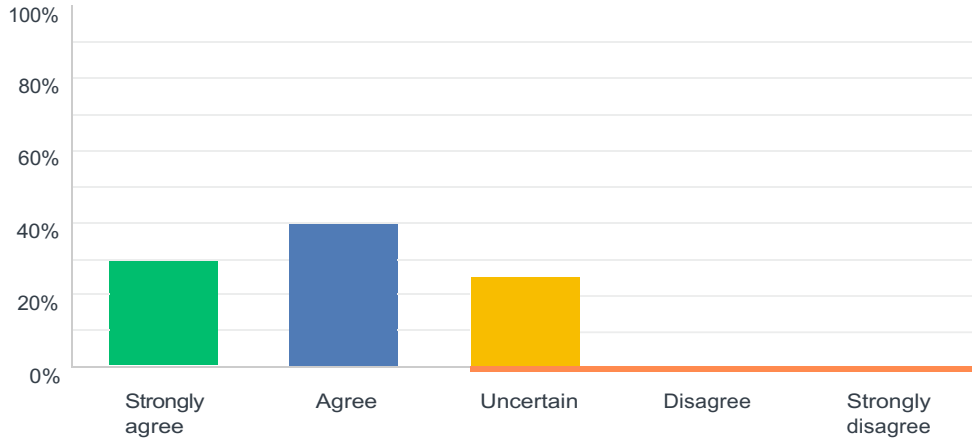
Answered: 154 Skipped: 7



ANSWER CHOICES	RESPONSES	
Strongly agree	20.78%	32
Agree	37.66%	58
Uncertain	40.26%	62
Disagree	1.30%	2
Strongly disagree	0.00%	0
<b>TOTAL</b>		<b>154</b>

### Q17 Joshua's Men

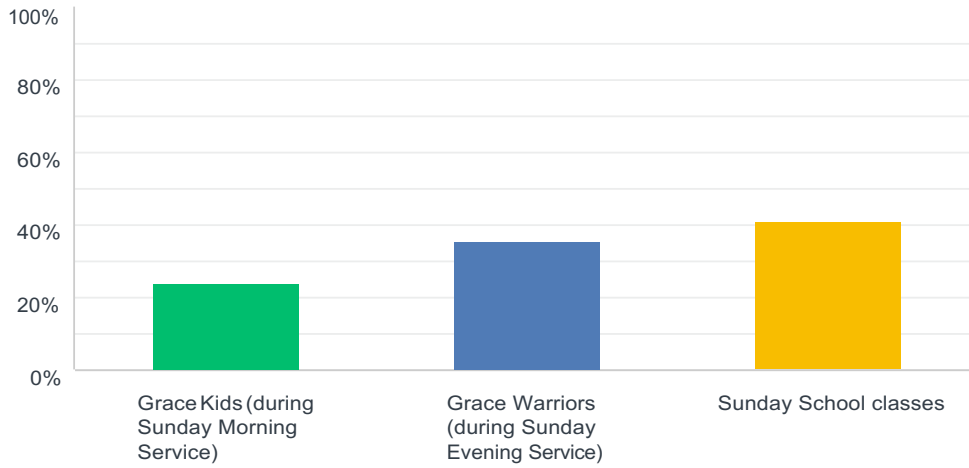
Answered: 156 Skipped: 5



ANSWER CHOICES	RESPONSES	
Strongly agree	30.77%	48
Agree	41.03%	64
Uncertain	25.64%	40
Disagree	1.28%	2
Strongly disagree	1.28%	2
<b>TOTAL</b>		<b>156</b>

### Q18 Which Children's Ministry do you think best accomplishes our mission of making more and better followers of Jesus?

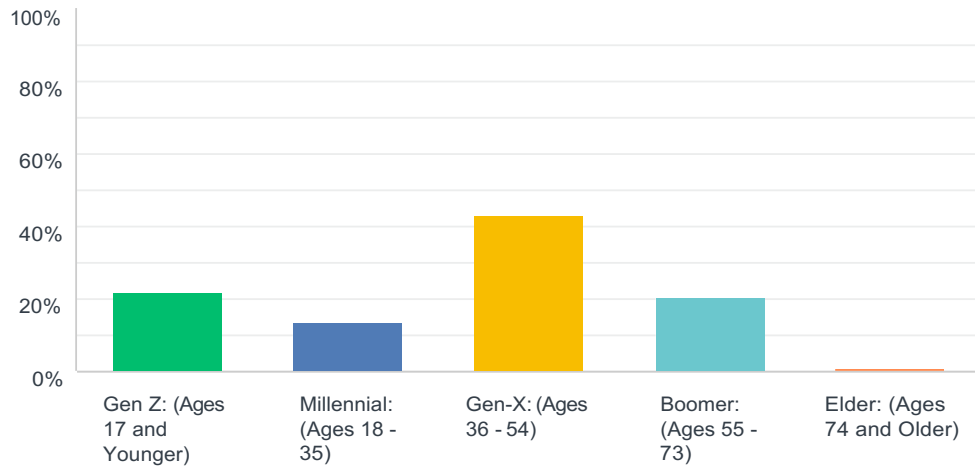
Answered: 130 Skipped: 31



ANSWER CHOICES	RESPONSES	
Grace Kids (during Sunday Morning Service)	23.85%	31
Grace Warriors (during Sunday Evening Service)	35.38%	46
Sunday School classes	40.77%	53
TOTAL		130

# Q19 To what group/generation are we ministering to MOST effectively?

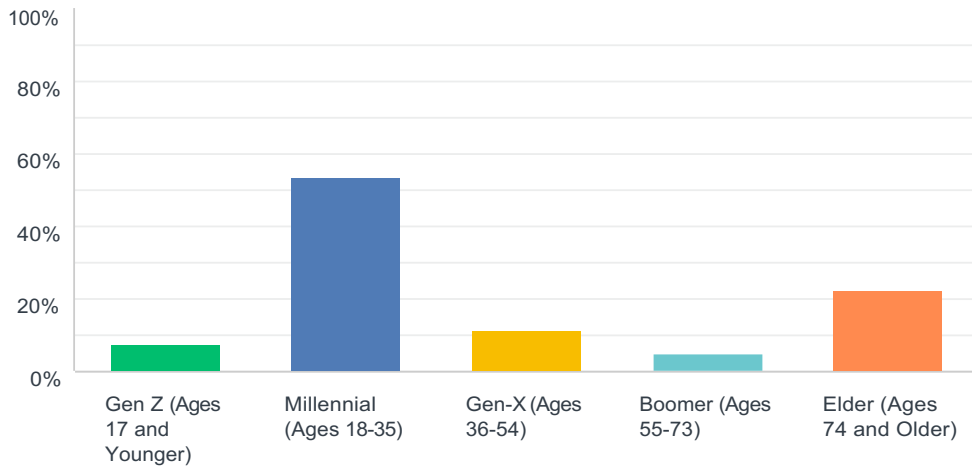
Answered: 126 Skipped: 35



ANSWER CHOICES	RESPONSES	
Gen Z: (Ages 17 and Younger)	22.22%	28
Millennial: (Ages 18 - 35)	13.49%	17
Gen-X: (Ages 36 - 54)	42.86%	54
Boomer: (Ages 55 - 73)	20.63%	26
Elder: (Ages 74 and Older)	0.79%	1
<b>TOTAL</b>		<b>126</b>

## Q20 To what group/type are we ministering to LEAST effectively?

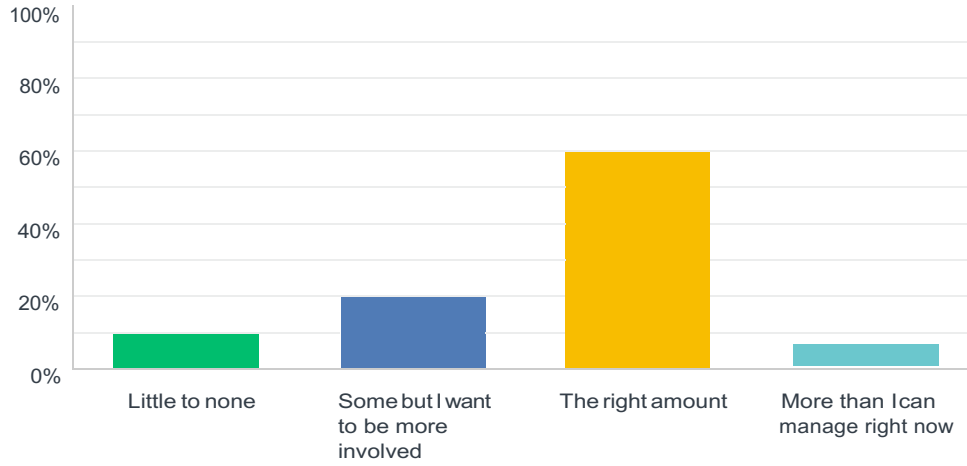
Answered: 121 Skipped: 40



ANSWER CHOICES	RESPONSES	
Gen Z (Ages 17 and Younger)	7.44%	9
Millennial (Ages 18-35)	53.72%	65
Gen-X (Ages 36-54)	11.57%	14
Boomer (Ages 55-73)	4.96%	6
Elder (Ages 74 and Older)	22.31%	27
<b>TOTAL</b>		<b>121</b>

## Q21 My involvement in ministry at Grace is:

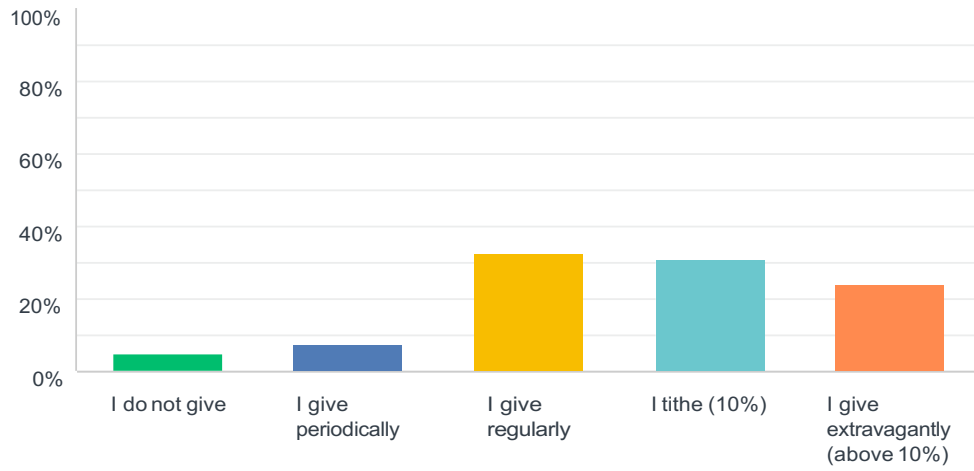
Answered: 158 Skipped: 3



ANSWER CHOICES	RESPONSES	
Little to none	12.03%	19
Some but I want to be more involved	20.89%	33
The right amount	60.76%	96
More than I can manage right now	6.33%	10
TOTAL		158

## Q22 Which best describes your giving practices?

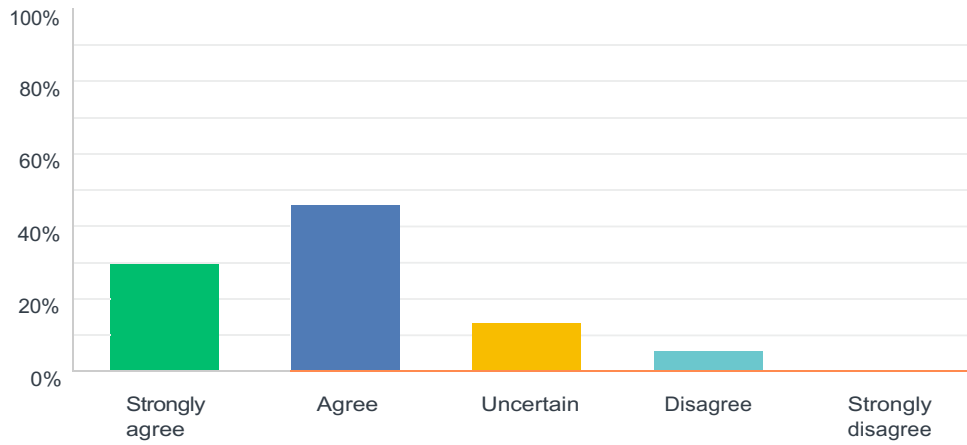
Answered: 161 Skipped: 0



ANSWER CHOICES	RESPONSES	
I do not give	4.97%	8
I give periodically	7.45%	12
I give regularly	32.30%	52
I tithe (10%)	31.06%	50
I give extravagantly (above 10%)	24.22%	39
<b>TOTAL</b>		<b>161</b>

### Q23 I am connected relationally at Grace.

Answered: 161 Skipped: 0

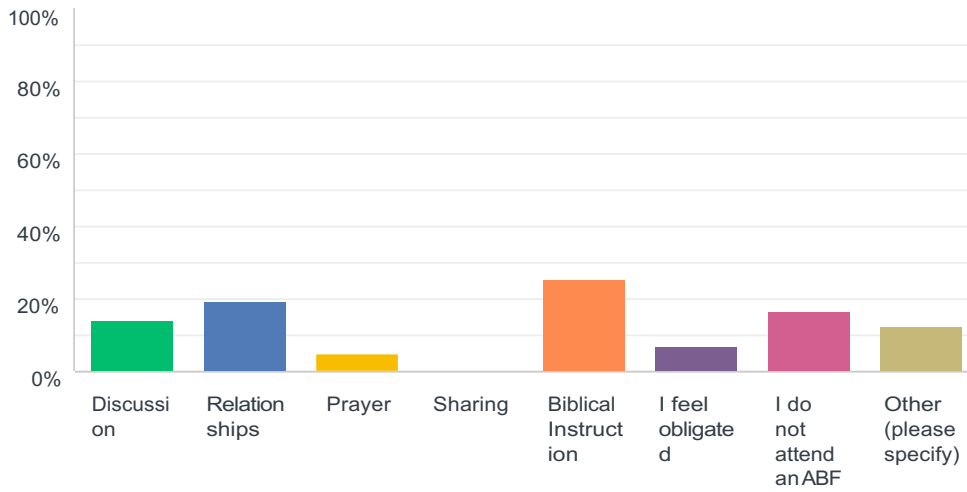


ANSWER CHOICES	RESPONSES	
Strongly agree	31.68%	51
Agree	45.96%	74
Uncertain	13.66%	22
Disagree	6.21%	10
Strongly disagree	2.48%	4
<b>TOTAL</b>		<b>161</b>



## Q24 If you currently participate in an ABF, what keeps you coming?

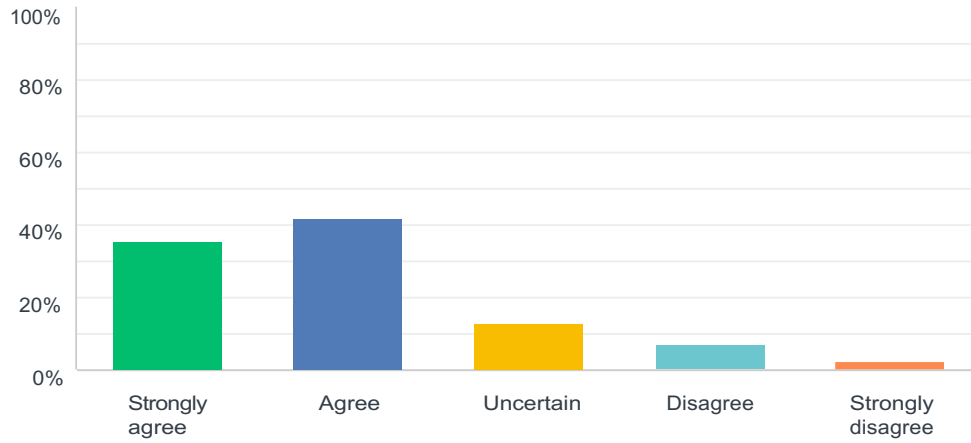
Answered: 158 Skipped: 3



ANSWER CHOICES	RESPONSES	
Discussion	13.92%	22
Relationships	19.62%	31
Prayer	5.06%	8
Sharing	0.00%	0
Biblical Instruction	25.32%	40
I feel obligated	6.96%	11
I do not attend an ABF	16.46%	26
Other (please specify)	12.66%	20
<b>TOTAL</b>		<b>158</b>

## Q25 I have relationships within our church body that I feel supported by/can fellowship with/have accountability with.

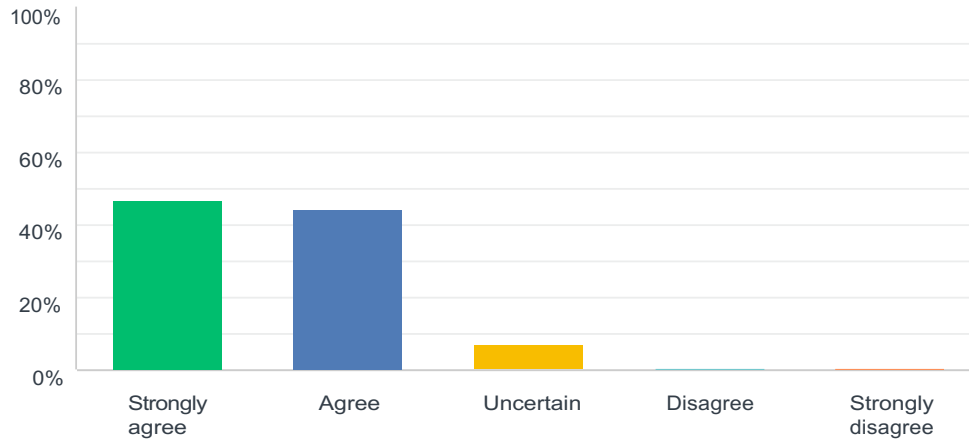
Answered: 161 Skipped: 0



ANSWER CHOICES	RESPONSES	
Strongly agree	35.40%	57
Agree	42.24%	68
Uncertain	13.04%	21
Disagree	6.83%	11
Strongly disagree	2.48%	4
<b>TOTAL</b>		<b>161</b>

## Q26 People in our church regularly show care through genuine acts of kindness, support and sharing.

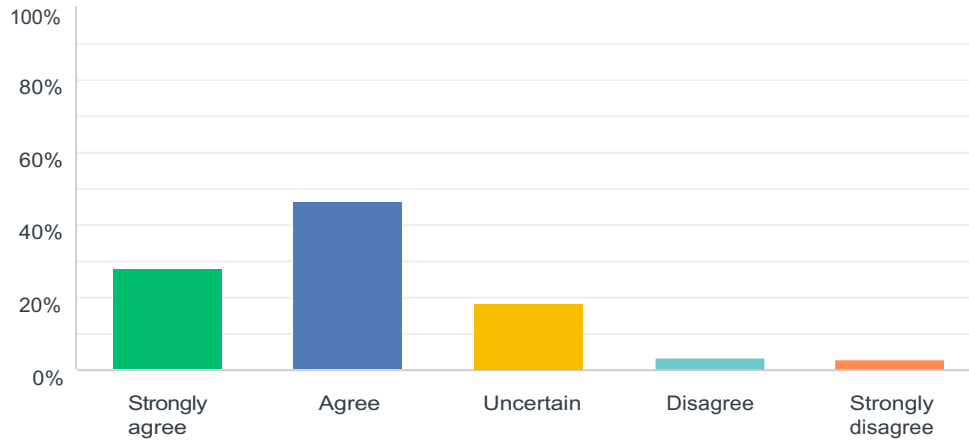
Answered: 161 Skipped: 0



ANSWER CHOICES	RESPONSES	
Strongly agree	47.20%	76
Agree	44.72%	72
Uncertain	6.83%	11
Disagree	0.62%	1
Strongly disagree	0.62%	1
<b>TOTAL</b>		<b>161</b>

## Q27 Our church promotes loving relationships that cross racial, social, economic and political lines.

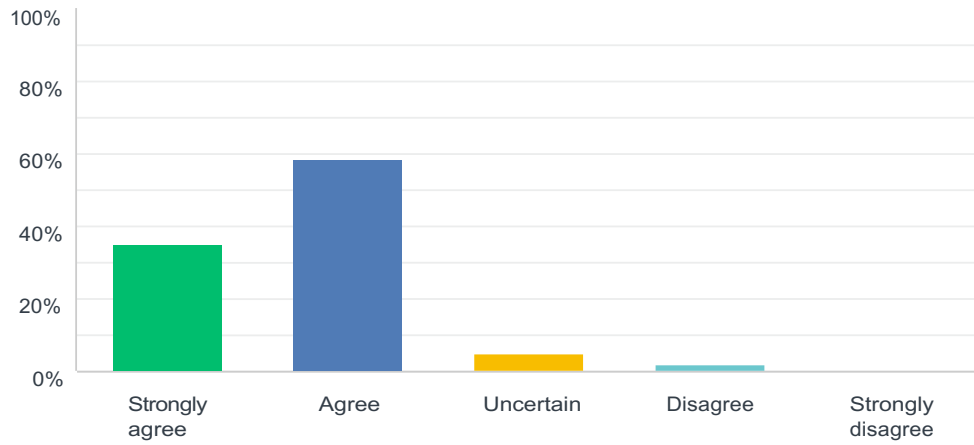
Answered: 161 Skipped: 0



ANSWER CHOICES	RESPONSES	
Strongly agree	27.95%	45
Agree	46.58%	75
Uncertain	18.63%	30
Disagree	3.73%	6
Strongly disagree	3.11%	5
<b>TOTAL</b>		<b>161</b>

### Q28 There is a lot of joy and laughter in our church.

Answered: 161 Skipped: 0



ANSWER CHOICES	RESPONSES	
Strongly agree	34.78%	56
Agree	58.39%	94
Uncertain	4.97%	8
Disagree	1.86%	3
Strongly disagree	0.00%	0
<b>TOTAL</b>		<b>161</b>